




Exchange in Madrid

Raport made by Vera Dvaladze

Madrid

Madrid is Spain's vibrant capital with approximately 3.4 million people living there. It strikes a rare balance between being a major European capital and feeling genuinely livable. Life here moves at its own rhythm with long lunches, late dinners, and a social culture that makes it easy to meet people. The public transport is excellent as it is fast and easily accessible. Madrid is also a very green city with lots of parks.

Fun fact: most of the time you are just a 15-minute walk away from a park no matter which part of Madrid you are in.



Working place

My Abroad Ally is an organisation that coordinates exchange students around cities in Spain. They found me an accommodation and a working place for internship.

Livink is the company where I worked during my exchange. It offers coworking spaces for rent in Madrid. Manuel Zafra is the owner and the sole worker of the place, and he was my supervisor.


I didn't have a strict schedule and was allowed to choose when to work remotely and when at the office. Manuel was busy most of the time and couldn't check my tasks when I was at the office during the day. He usually texted in the evenings when he was free to do a videocall to check my work progress.

The office had a kitchen where I could heat my lunch in the microwave and a coffee machine with coffee provided to everyone in the office :)

Work tasks – weeks 1 and 2

During the first two weeks I worked on the brand book. The company already had a logo, primary color and secondary color established. I developed guidelines for the logotype and selected suitable free fonts for the company to use. The first version of the brand book needed some changes. For example, I was tasked with creating a new secondary color to replace the previous one. I introduced two complementary secondary colors, along with tints for every color (100%, 80%, 40%, 20%).


I've also created a color usage guide that explains which text colors pair with each brand color. Additionally, I've created a google doc file analyzing possible surfaces for branding and communication steps, as well as improvement ideas for Livink's website and Instagram page.



Work tasks – week 3


During the third week I've worked on creating branding pieces that were based on my analysis of surfaces for branding. I've made mock-ups for t-shirts and caps that can be used to promote company.

I've also made mock-ups of cups that can be used in the office's kitchen. After that I began making pictograms.



Work tasks – week 4

During the fourth week, which was the last one, I continued working on pictograms. My goal was to ensure that the pictograms can be used later on Livink's website. I made variations of each pictogram featuring every brand color (yellow, black, dark brown and light brown). I saved each pictogram in png format. But I've also included pdf and svg files, so that the pictograms can be modified later even after my internship ends.



Accommodation

I stayed in an apartment close to Retiro park, which is a superb location. There were two metro stations, and a lot of bus stops close by as well as grocery stores and pharmacy.

I did not rent the whole apartment but just a room in it, which was well furnished. Common space included a kitchen and a bathroom. The kitchen had all the necessary kitchen utensils, a dishwasher, and a washing machine. There was a cleaning service once per week, which is common for every block of apartments in Spain.

I had three roomates and one of them is the owner of the apartment, who lives there permanently. She was very friendly and welcoming! The rest the tenants live there long-term, so I was the only exchange student. The apartment was usually pretty quiet and I didn't have any problems with falling asleep.

The only downside was that my office was quite far away – it took me a 40-minute ride by metro or bus to get there.

Here is a photo of Retiro :)





Tips for future exchange students

This is a small guide with my personal recommendations

Transport

Public transport in Madrid is amazing, especially metro! If you stay in the city long enough – get a 30-day youth pass. In 2026 it costs just 10 euros.

Here are some useful apps for getting around the city:

1. For accurate public transport timetables use Moovit
2. For ordering a taxi I recommend using either Uber or Freenow. Bolt also operates in Madrid, but, in my experience, it was more expensive.



Apps to meet new people

1. Meetup – shows all the events around the city, most of them are free. I recommend going to a language exchange or salsa/bachata masterclass
2. Nomadtable – perfect to connect with new people. Every person can host an event like going to a bar and everyone else on the app can join them. As I went to Spain alone, I really loved this app and made some new friends.



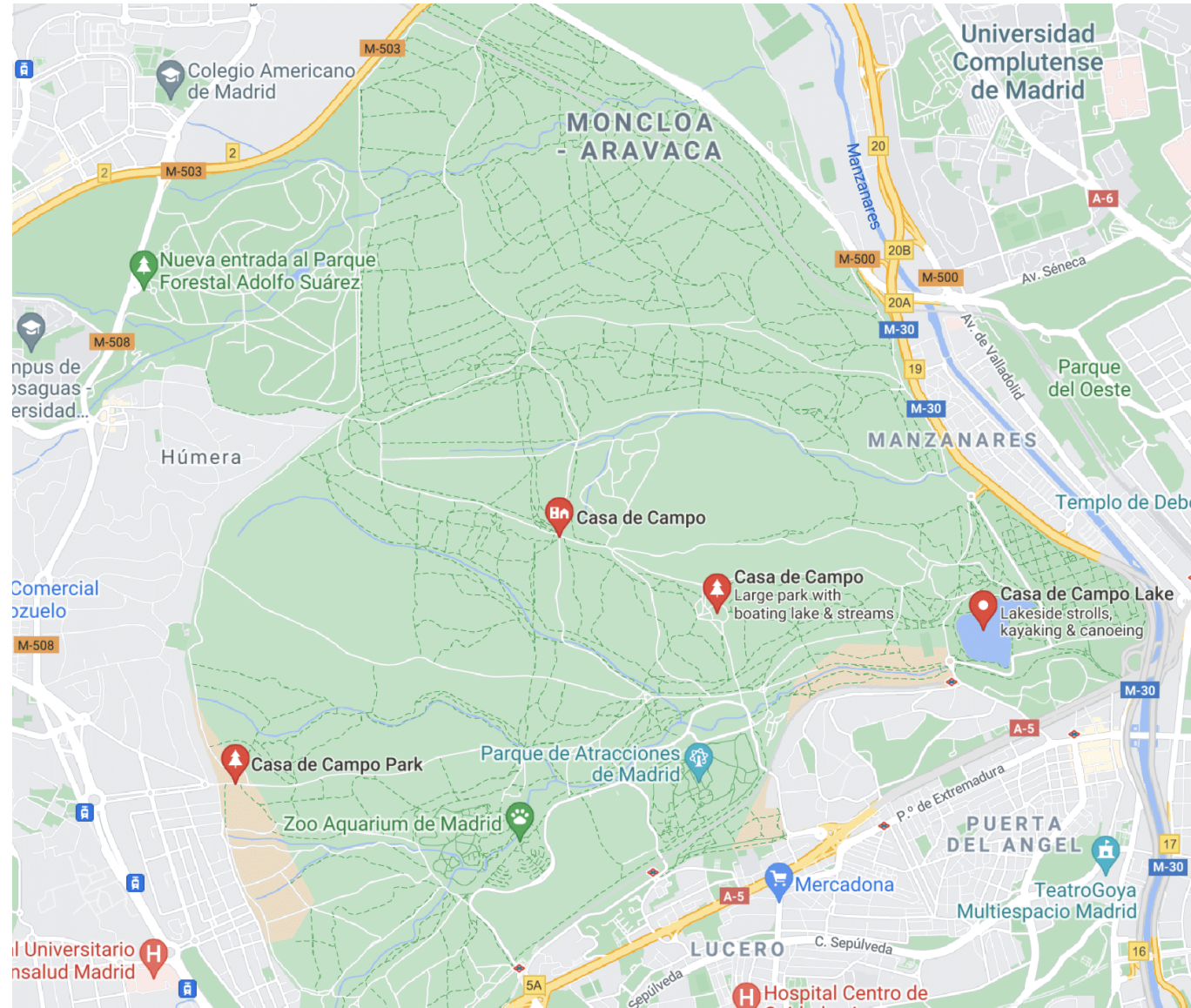
Retiro park

- Retiro is a large park in the middle on Madrid. To explore it all you will need to spend at least two hours walking around it. There are different gardens around the park, a lake with rentable boats and even a section with peacocks!



Casa de Campo

- This park used to be hunting grounds for the royal family as it was at the city outskirts. Nowadays it is open for everyone. The park covers 1535 hectares of land, and it is enormous compared to Retiro.



Temple of Debod

- This is a park on a hill with an Egyptian temple, which was transported from Egypt to Madrid. I recommend going there at noon as it is the best place to watch sunsets. Also, there is a high chance of encountering street musicians there in the evenings. They get surrounded by crowds pretty fast and everyone starts dancing to the music.



Prado museum

- The main Spanish national art museum, located in central Madrid. It houses collections of European art, dating from the 12th century to the early 20th century. The entrance is free for students! Just show your student card (slice.fi) and ID when buying a ticket



Royal palace

- The Royal Palace of Madrid is the largest in Western Europe and one of the largest in the world. Make sure to buy tickets in advance, because I hadn't ... so I didn't visit the palace itself. Though I visited royal gardens (Campo del Moro).





Thank you for your attention!

Hopefully my raport was of any use to
anyone who is considering going
abroad for an exchange!